




## Photo



## Descriptions

This air cleaning filter catches dead mites and their droppings, pollen and other allergens on the filter filament, then decomposes them with artificial enzymes.

(Artificial enzyme catalyst on the filament catches the allergens and helps the chemical reaction with oxygen and severs the S-S\* bonds. \*S= Sulfur atoms)

## Applicable Models

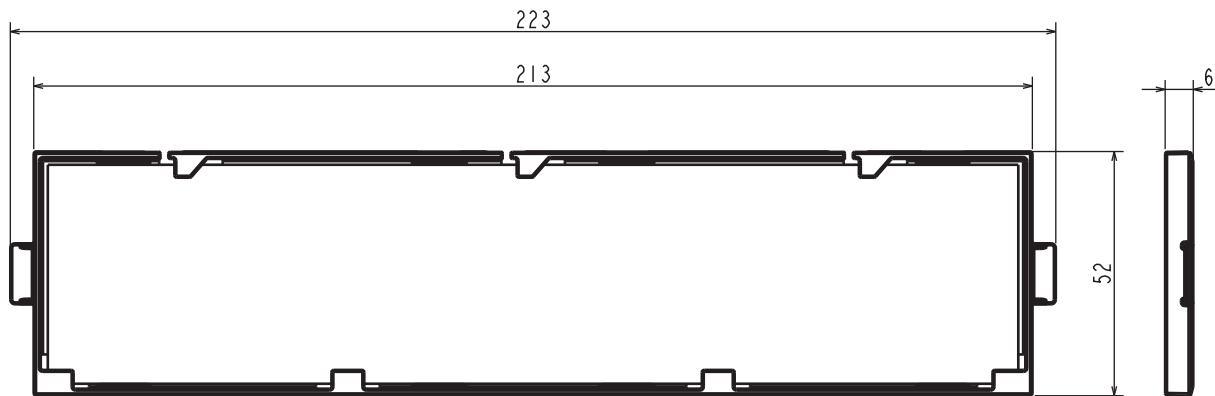
- MSZ-FH25VE
- MSZ-FH35VE
- MSZ-FH50VE

## Specifications

Material	Filter: Polyester, rayon, actylicresin Frame: Polypropylen
Color (Filter)	Light blue

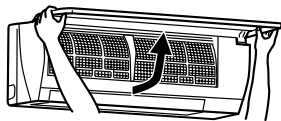
## Dimensions

Unit : mm

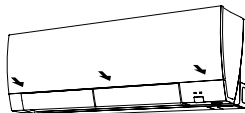


## How to Use / How to Install

### Replacement of the air cleaning filter



1. Lift the front panel until a "click" is heard.
2. (1) Remove the air filter.  
(2) Remove the air cleaning filter.  
(3) Install a new air cleaning filter.  
(4) Install the air filter.
3. Close the front panel securely and press the positions indicated by the arrows.



#### Every 3 months:

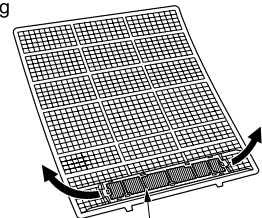
- Remove dirt by a vacuum cleaner.

#### When dirt cannot be removed by vacuum cleaning:

- Soak the filter and its frame in lukewarm water before rinsing it.
- After washing, dry it well in shade. Install all tabs of the air filter.

#### Every year:

- Replace it with a new air cleaning filter for best performance.



Pull to remove from the air filter