




### Photo



### Descriptions

This filter catches dead mites and their droppings, pollen and other allergens on the filter filament, then decomposes them with artificial enzymes.

(Artificial enzyme catalyst on the filament catches the allergens and helps the chemical reaction with Oxygen and severs the S-S\* bonds. \*S=Sulfur atoms)

### Applicable Models

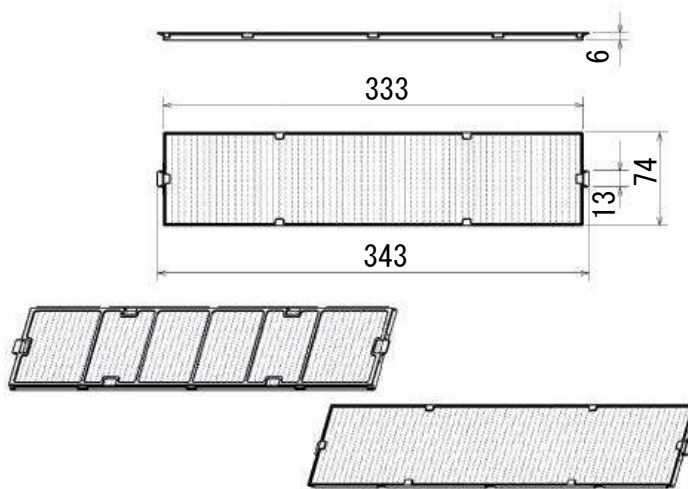
- MSZ-GA22VA      ■ MFZ-KA25VA
- MSZ-GA25VA      ■ MFZ-KA35VA
- MSZ-GA35VA      ■ MFZ-KA50VA

### Specifications

Color	Frame: White, Filter: Light blue
Material	Frame: PP, Filter: Polyester, rayon
Weight	16g

### Dimensions

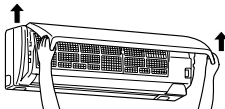
Unit : mm



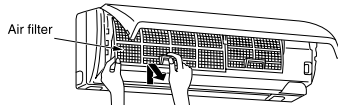
### How to Use / How to Install

#### Replacement of the Anti-Allergy Enzyme

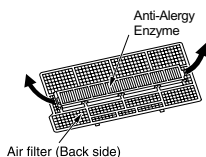
- Unlock the knobs on both sides of the front panel and lift the panel up until a "click" is heard.



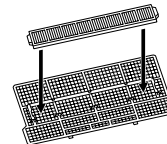
- Holding the tab on the air filter, pull up the filter slightly to remove. (Only remove the left one.)



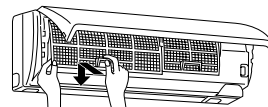
- Remove the Anti-Allergy Enzyme from the back side of the air filter by pulling up the tabs on both sides of the Anti-Allergy Enzyme with your fingers.



- Attach a new Anti-Allergy Enzyme filter to the back side of the air filter by pulling up the tabs on both sides of the Anti-Allergy Enzyme filter with your fingers.



- Install the air filter to the unit. Be sure to install its tab securely.



- Close the front panel securely by pressing the positions indicated by arrows until a "click" is heard.

