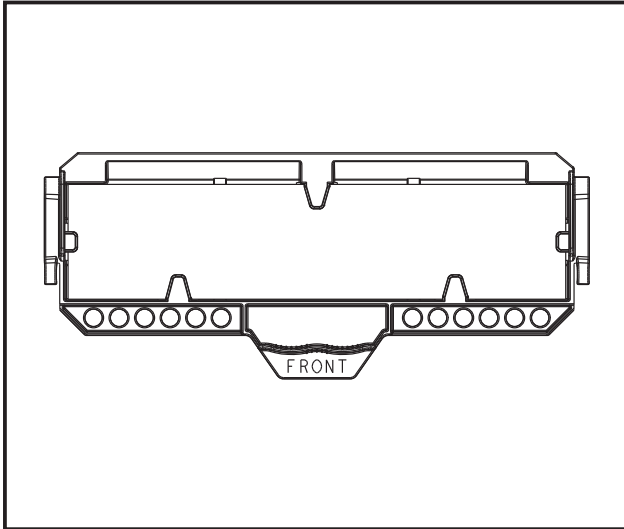




Photo



Descriptions

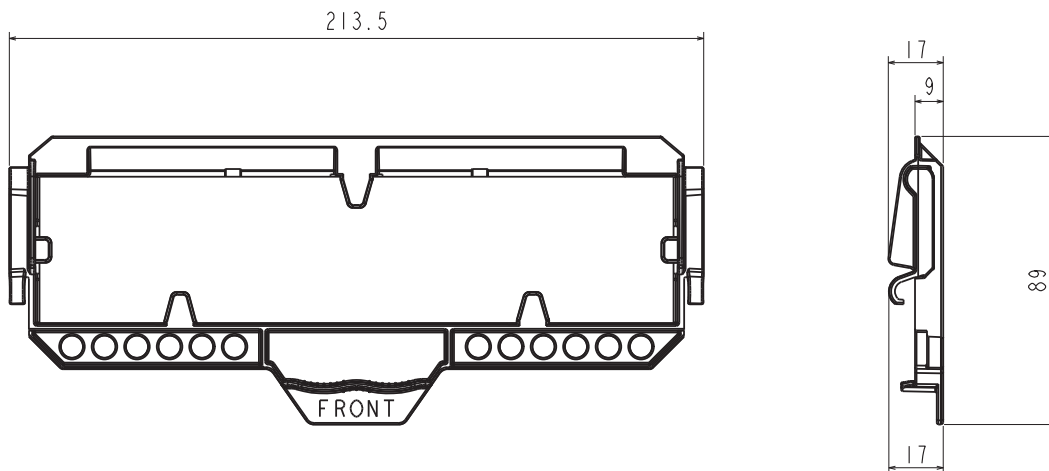
The power of the static electricity charged in the filter and the plasma generated in the plasma electrode unit team up to capture the bacteria, pollen and other allergens in the air, which are then neutralized with the enzyme in the filter.

Applicable Models

- MSZ-FD25VA(S)
- MSZ-FD35VA(S)
- MSZ-FD50VA(S)

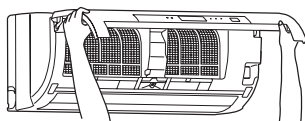
Dimensions

Unit : mm

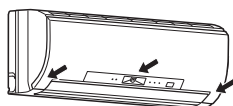


How to Use / How to Install

Front panel



1. Lift the front panel until a "click" is heard.
2. (1) Remove the air filter.
(2) Remove the air cleaning filter.
(3) Install a new air cleaning filter.
(4) Install the air filter.
3. Close the front panel securely and press the positions indicated by the arrows.



Every 3 months:

- Remove dirt by a vacuum cleaner.

When dirt cannot be removed by vacuum cleaning:

- Soak the filter together with its frame in lukewarm water and rinse it.
- After washing, dry it well in shade.

Every year:

- Replace it with a new air cleaning filter for best performance.

OPTIONAL PARTS